



USEF Microchip Rule



2026 Show Year

- New rule goes into effect December 1, 2025
- Affects horses competing in USEF, USEF lite, and PFHA's Grand National Shows




- ❖ This microchip number must be on file with USEF and, once recorded, will remain with the horse's record.



Responsibility

It is the participant's responsibility to report the microchip to USEF.

The microchip numbers do not need to be collected by the competition; however, USEF will ask competitions to verify that a chip number is on file before accepting the entry.





USEF Reporting Tool

USEF has created an easy-to-use online microchip reporting tool that is available to anyone (owner, trainer, barn manager, secretary) to report a microchip for their horse.

This tool can be found at

<https://members.usef.org/horses/microchip-search>.

Once reported, the microchip is instantly added to the horse's record and the records will update to show the horse is compliant.





MY USEF DASHBOARD

COMPETE SAFE SPORT LEARNING CENTER NEWS & MEDIA USEF NETWORK SHOP MEMBERSHIP

Search

Horse Options



Create New Horse



Transfer Horse



Upload Lease Agreement



Renew/Upgrade Horse



Horse Passport



Green Status



Update Microchips



Age Verification Upload



Horse Services Inquiry



[MY USEF DASHBOARD](#)

[COMPETE](#) [SAFE SPORT](#) [LEARNING CENTER](#) [NEWS & MEDIA](#) [USEF NETWORK](#) [SHOP](#) [MEMBERSHIP](#)

[Search](#)

[My USEF Dashboard](#) / [My Horses](#) / [Update Microchips Search](#)

Update Microchips Search

[🔍 FIND YOUR HORSE/PONY](#)

USEF ID

Use the search tool to fill in ID field

Name

Use the search tool to fill in Name field

Microchip Number

[SUBMIT](#)



MICROCHIP IMPLANTATION CHECKLIST



STEP 1: Check for pre-existing microchip



STEP 2: Clean the area with either chlorhexidine or betadine solution followed by a little bit of alcohol.





STEP 3: Scan the microchip before implantation to verify the ID number matches the one on the label



STEP 4: Implant the microchip half way between the withers and poll in the nuchal ligament on the left side of the neck, about 1.5-2 inches below the mane line



STEP 5: Rescan the horse to verify the microchip was implanted successfully and that the correct ID number is displayed on the reader



Purchase Mircochip from PFHA Office

\$25



Paso Fino Horse Association, Incorporated

1003 Twilight Trail Suite 2, Frankfort, KY 40601 (859) 689-3700 FAX (859) 689-3702 www.pfha.org

MICROCHIP ORDER FORM

HORSE BEING MICROCHIPPED:

Horse's Registered Name: _____ PFHA Registration Number: _____

RECORDED OWNER OF THE HORSE:

Last Name: _____ First Name: _____ Middle Initial _____ PFHA MEMBERSHIP NUMBER: _____

Address: _____

City: _____ State: _____ Country: _____ Zip: _____

Home Phone: _____ Cell Phone: _____ Work Phone: _____

Fax: _____ E-Mail Address: _____

SHIPPING ADDRESS (if different than above):

Last Name: _____ First Name: _____ Middle Initial _____ PFHA MEMBERSHIP NUMBER: _____

Address: _____

City: _____ State: _____ Country: _____ Zip: _____

Home Phone: _____ Cell Phone: _____ Work Phone: _____

Fax: _____ E-Mail Address: _____

METHOD OF PAYMENT: (Do Not send cash.) Check/Money Order Payable to PFHA VISA MASTERCARD AMEX

Amount Due is \$25.00 Amount Paid: \$ _____

Card Number: _____ Expiration Date: _____ Security Code: _____

Card Holder's Name: _____

Card Holder's Address: _____

Card Holder's City: _____ State: _____ Country: _____ Zip: _____

Card Holder's Home Phone: _____ Cell Phone: _____ Work Phone: _____

Card Holder's Fax: _____ E-Mail Address: _____

Card Holder's Signature: _____

Thank you

www.pfha.org

859-689-3700

registration@pfha.org

