

DIFFERENCES BETWEEN FINO PERFORMANCE AND PLEASURE TACK AND ATTIRE

Jeanne Griggs



What's in this for you?

Something for everyone

A basic review of the current requirements for tack and attire

A comparison of the differences between the divisions

A reminder of the current rules



The Official Paso Fino Show Costume

Required in Performance and
Classic Fino classes, including
Performance and Fino
schooling classes and....

Bella Form
And Equitation
And Horsemanship



Shirts/Blouses

Short sleeved

Sleeveless

Long sleeved

Ties


Men must wear

Jackets

Long sleeved

short type (end at the waist)

Conservative color and trim



Hats

- Spanish type
- Felt, leather or suede
- Crown- round and flat
- Brim - flat or slightly rolled
- Hatband - matching or contrasting

Pants

- Full length
- Riding pant
- Jumpsuit
- Conservative color and trim

Boots

- English type
- Round toe
- Walking heel
- Plain color
- No tassel or fringe
- Not Western style



Pleasure Attire

Required in Pleasure,
Specialty and Pleasure
schooling classes
And Country Pleasure



Shirts/Blouses

Long sleeved

Ties

Optional

Jackets

Long sleeved

Tailored

Vests are allowed



Hats

Required
(no description)

Pants

Breeches
Full length
Riding pant
Jumpsuit
Gaucha pants
Skirts
Culottes

Boots

English type
Round toe
Walking heel
Plain color
No tassel or
fringe
Not Western style



Western Attire

Must be used with Western tack in Western Class and if use western tack in Pleasure, Specialty and Pleasure schooling classes also use western attire (chaps optional in those classes)



Shirts/Blouses

Long sleeved

Western type

Short sleeved or
sleeveless may be
worn with jacket

Ties
Optional

Jackets

Long sleeved

Vests are allowed



Hats

Western type

Pants

Full length
Chaps or chinks

Boots

Must be western type



What are the differences?



	Hats	Jackets	Shirts/Blouses
Fino/Performance	Spanish type Round, flat crown nothing reflective	Long sleeved Bolero type **Conservative color Nothing reflective	Long sleeved Short sleeved Sleeveless
Pleasure	Required No description/no baseball caps Sequins/Rhinestones allowed	Optional/Vests allowed Sequins/Rhinestones	Long sleeved
Western	Western type	Optional Vests are allowed also optional	Short sleeve or sleeveless if worn with jacket
Schooling	Appropriate for style of tack used	Appropriate for style of tack used	Appropriate for style of tack used

	Tie	Pants	Boots
Fino/Performance	Men must wear	Full length Riding pant Jumpsuit Conservative	English type Round toe Plain color Walking heel
Pleasure	Optional	**Same plus Gaucho pants, skirts and culottes allowed with tall boots	Same
Western	Optional	Full length Chaps or chinks are optional	Must be western type
Schooling	Appropriate for division/tack	Appropriate for division/tack	Appropriate for division/tack

Tack



Bridles

Columbian or
English

Flat, rolled or
braided leather
Goat skin (w/white
or cream reins)


Flat rawhide
Black or brown
synthetic

With matching
Caveson or nose
piece



Browband

No metal
decoration is
allowed




Caveson Bosal Nose piece

No metal allowed
(except for schooling
Performance or Fino,
must be wrapped and
humane)

Must be more than 3/8"
wide

Not more than 1" wide




Chin piece Alzador Barbada

No metal allowed

Except for schooling classes

Bumps, balls and knots not
allowed – metal must be
wrapped and be humane



Bits

Curb

Snaffle allowed (no curb chain required)

Shanks must be less than 8.5" long and require curb chain

Ports must be ≤ 3.5 "



Curb

Can be chain
or leather and
be at least $\frac{1}{2}$ "
and lay flat
and along the
chin groove



Reins

Leather - flat, rolled
or braided

Snaps may be used

Nylon - same color
as bridle or
conservative color

Can be a
combination of
leather and nylon


Buckleback must be
used in

Horsemanship and
Equitation classes



Saddles

Any English type
Galapagos
(with English
stirrup and leather)



Stirrups

Shape commonly
regarded as
English



Saddle Pads

Conservative color
Conform to shape
of saddle



Breast Straps

Allowed but not
required

No more than
1" wide


No silver or
reflective material



Spurs

Blunt
English type

Blunt
Western type
(With western tack and
attire)
Only in Specialty Classes



Crops

Less than 30"
including lash



What are the differences?



	Bridles	Brow bands	Caveson Bosal Nose piece
Fino/Performance	Columbian or English Leather, Goatskin, Black or brown Synthetic	**No metal decoration	No metal Between 3/8" and 1"
Pleasure	Same as Fino/Performance	Same as Fino/Performance	**Same as Fino/Performance
Western	Western type Silver permitted	Western type Silver permitted	Only allowed for horses under 5
Schooling	Twisted rawhide allowed	Appropriate for division/attire	**Metal permitted unless determined cruel

	Chin piece (Alzador, Barbada)	Bits	Curb
Fino/Performance	No metal	**Required Curb or snaffle	**Can be chain or leather
Pleasure	Same as Fino/Performance	Not required Requirements are the same if used	Same as Fino/Performance
Western	N/A	Horses over 5 Must use curb Under 5 may use snaffle	Same as Pleasure
Schooling	**Metal is permitted if covered, flexible and not determined cruel	Not required Requirements are same if used	Same

	Reins	Saddles	Stirrups
Fino/Performance	Leather or nylon snaps Same color or conservative	English type Galapagos	English shape
Pleasure	Same	English type Plantation Side saddle	Appropriate for style of saddle
Western	Same	Must have horn Silver permitted	Appropriate for style of saddle
Schooling	Same	Appropriate for division	Appropriate for style of saddle

	Saddle Pads	Breast Straps	Spurs	Crops
Fino/Performance	Conservative color Conform to shape of saddle	Not required No more than 1" **No silver	No	Less than 30" including lash
Pleasure	Same as Fino/Performance	Same	No	Same
Western	Western type	**Permitted Silver allowed	**Blunt Western type	Same
Schooling	Appropriate for style of saddle	Appropriate for style of saddle	No	Same

**Why
does it
matter
?**



Both tack and attire are used to...

- Honor tradition and history
- Show respect
- Identify divisions
- Set a standard for comparison
- Create parameters
- Enhance the overall picture
- Achieve fairness in competition
- Provide safety
- Allow exhibitors to demonstrate levels of skill



**What
do
we
need
to do
about
it?**



Know the differences Follow and enforce the rules

Both tack and attire are very important and basic elements of showing our horses. Differences between Fino/Performance and Pleasure tack and attire must be understood and enforced by those of us who are entrusted as officials. Rules change, and applying them in a positive and constructive manner can be challenging, but knowledge and consistent enforcement of these differences will help to ensure a better show experience for everyone.

