

# Rule Changes

PFHA Judges and Stewards Clinic

effective show year

September 2020 - August 2021

# List of Changes Not Covered Here

- Constitutional Changes
  - Gold Life Memberships
  - Regional Designations
  - Executive Director
  - Regional Delegates
  - Committee Minutes and Members
- Other Changes
  - Publication Timing
  - BOD email notification
  - GNS combination of classes
  - Amateur of Year Award
  - Hall of Fame Award
  - Conditioning Points for Distance and Endurance Rides

Procedural

Changes

for

Shows

# Types of Shows, Ch 2

- AP - All Paso
  - may be USEF and/or PFHA sanctioned
  - must have at least 30 classes
- AB - All Breed
  - may be USEF and PFHA sanctioned
  - or may have less than 20 classes and not be USEF
- L - Local
  - maximum of 30 classes and is not USEF sanctioned

# Types of Shows, Ch 2 CHANGE

- Local and All Breed Shows may be sponsored by an individual, club, group, association, or PFHA Regional Group. These shows have fewer than 20 recognized classes.
- A steward is not required.
- A PFHA judge or an approved guest judge sanctioned by any recognized horse organization may be used.
- All other show requirements must be met for points to be awarded.

# SHOW ELIGIBILITY, Ch 2

- To be eligible for entry in a show
  - horse must be registered with the Association
- OR
- horse must have a valid PFHA Show Validation Certificate
  - good for one year
- Copy of registration of Show Validation Certificate must be submitted to show secretary

# HORSES AGE, Ch 2

- A horse's age will be counted in **months** from the foaling date to the last day of the month preceding the month of the show.



- Age ranges:
- may be subdivided by gender, open and/or amateur
- Schooling classes: 36 -48 and/or 49 to 60 months
- 61 - 84 months, 85 months and older
- Bella Forma: Up to 23 months, 24 - 35 months, 36 to 48 months and 49 months and older.



For example of dividing:

## HORSES AGE, Ch 2

- Classic Fino
  - Open Schooling 36- 48 months
  - Open Schooling 49 - 60 months

OR

- Classic Fino
  - Open Schooling Fillies 36- 48 months
  - Open Schooling Geldings 36- 48 months
  - Open Schooling Colts 36- 48 months
  - Open Schooling Fillies 49 - 60 months
  - etc....



# HORSES AGE for Nationals Qualification



To enter and compete  
at Nationals,  
an entry must have accumulated  
**20 points**  
in the **specific division.**

# HORSES AGE for Nationals Qualification

Divisions for  
Nationals are:

- Pleasure
- Amateur Pleasure
- Performance
- Amateur Performance
- Fino
- Amateur Fino

# HORSES AGE for Nationals Qualification

- Example:

- An entry qualifies as a 36 to 48 month Amateur Schooling Pleasure Filly, but is 51 months at Nationals
- That entry competes at Nationals in the 49 to 60 month Amateur Schooling Pleasure Fillies at the National Show.

# HORSES AGE for Nationals Qualification

- Example:

- An entry qualifies as a 49 to 60 month Schooling Performance Gelding, but is 64 months at Nationals
- That entry competes at Nationals in the 61 to 84 month Performance Geldings at the National Show.

# HORSES AGE for Nationals Qualification

- Example:

- An entry qualifies as a 49 to 60 month Schooling Fino Colt, but is 63 months at Nationals and has been gelded.
- That entry competes at Nationals in the 61 to 84 month Fino Geldings at the National Show.

# AMATEUR OWNED AND TRAINED

- Amateur owned and trained classes **do not qualify** for the Amateur Championships
  - Open for all age horses in each division
  - Exhibitor must be an amateur
  - Horse must be owned by exhibitor or their family
  - Horses must not be in professional training for 6 months prior to show



# BELLA FORMA

- Age Ranges
  - may be all ages
  - may be divided into: Up to 23 months, 24 to 35 months, 36 to 48 months, 49 months and older
  - may be divided by gender

There is no restriction on placement for a horse to be entered into the Bella Forma Championship.





# GATE HOLDS, Ch 2

Show management **may** apply a timing procedure as follows:

Step 1

Gate is opened



When horses are competing collectively, if the **first** horse does not enter the in-gate **within 1 minute after the gate is open** the class is cancelled.

# GATE HOLDS, Ch 2



Step 2

First Horse has entered in time.

When the first horse enters the in-gate within 1 minute and there are **remaining exhibitors who have not entered the ring**, a **3 minute warning** may be issued.


If the remaining horses do not enter at the end of the 3 minute warning, the gate will be closed.

- Suggestion - Instruct the announcer to have horse/horses in ring **"ride at ease"** - **use caution with Youth Riders**

# GATE HOLDS, Ch 2

Step 3 All horses have entered or 3 minutes have passed.

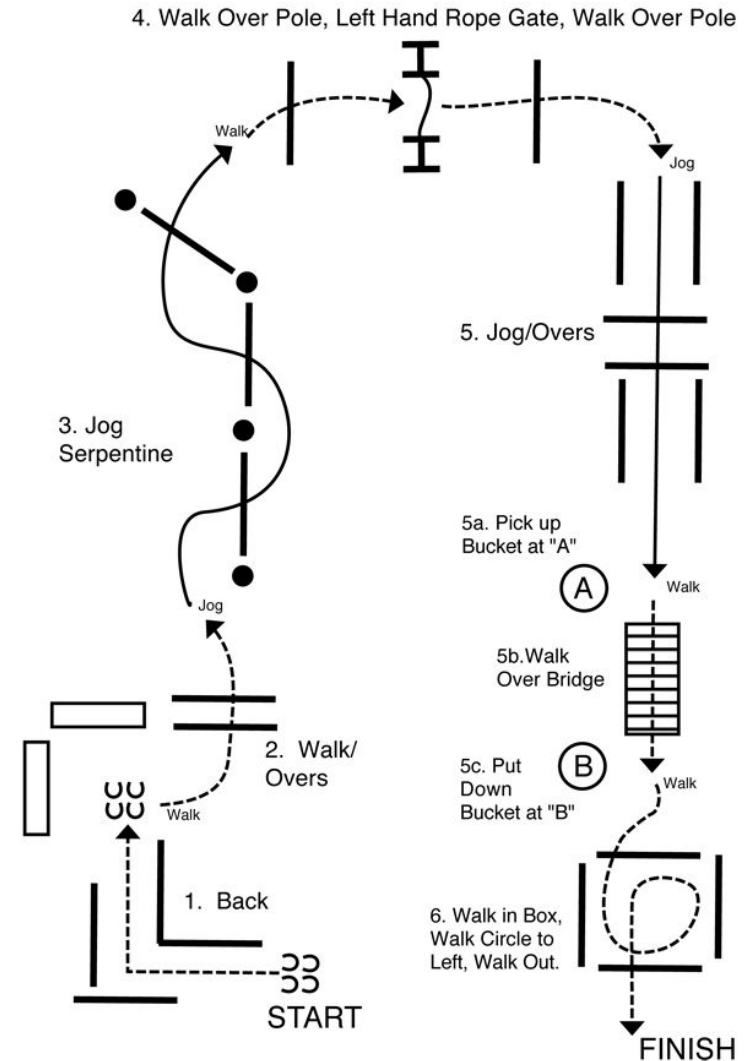
Gate is closed.



Judging must commence when the gate is closed.

# Trail Classes, Ch 3

- Course is to include a **minimum of 6** to a **maximum of 8** obstacles
- Canter or lope is not a required gait but may be used to negotiate a jump.



# Trail Classes, Ch 3

- Tests that may be required:
  - negotiating a gate,
  - carrying an object,
  - riding through water, over logs or brush,
  - riding down into, up and out of a ditch,
  - crossing a bridge,
  - backing through obstacles,
  - side passing,
  - mounting and dismounting from either side
  - putting coat or jacket
  - a jump

Unnatural obstacles, such as fire extinguishers, perforated plywood in water boxes or exotic animals should be avoided.

# Trail Classes, Ch 3

Dimensions of obstacles are found in USEF Western Division rules.

The listing of USEF unacceptable obstacles does not apply.

USEF Unacceptable obstacles

- a. Animals
- b. Hides
- c. PVC pipe
- d. Dismounting
- e. Rocking or moving bridges
- f. Water box with floating or moving parts
- g. Flames, dry ice, fire extinguisher, etc.
- h. Logs or poles elevated in a manner that permits such to roll



# JUMPS, Ch 2

Jumps may be **horizontal bar jumps or cross rails** with two vertical poles, appropriate jump cups, and a bar for a **ground line on the approach side** of jump.


All material should be white or some other color that is in contrast to the ring.





# JUMPS, Ch 2

- The horizontal bar jump will be a **minimum of 18 inches and a maximum of 2 feet**.
- The height of a **cross rail may not exceed 18 inches** and shall be measured **at the top of the center of the intersection of the poles**



Ground lines must be no farther than 2 feet away from the crossbar.

# JUMPS, Ch 2



Hay bales cannot be used as jumps.

A jump is required for practice in the warm up area if there is a jump in a class.

The practice jump also must conform to the guidelines.

# BACK in PLEASURE, Ch 3



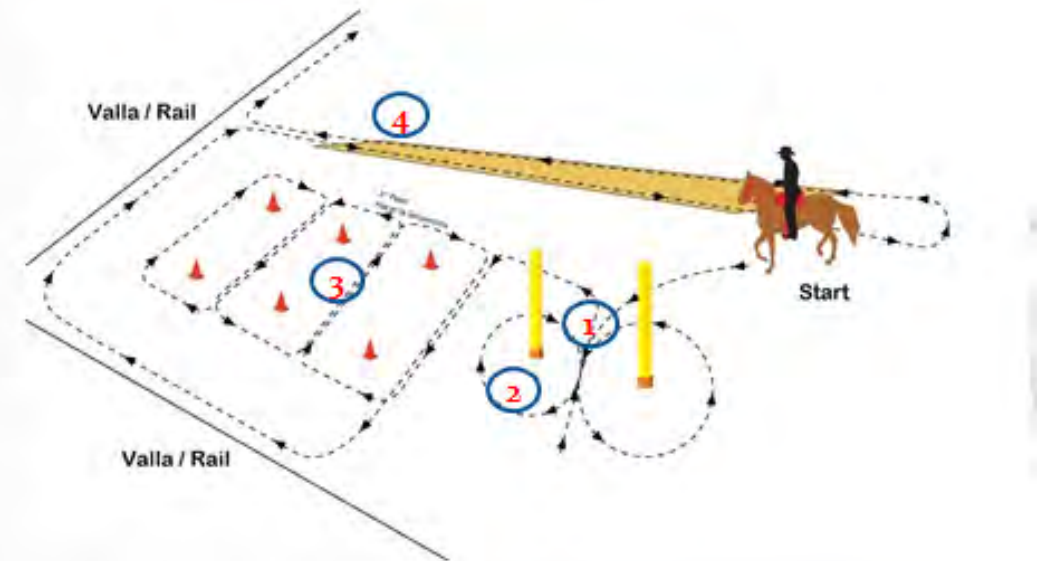
Refusal to back **excuses**  
the horse from  
placement, but does not  
disqualify from  
competition in  
Championship



# EQUITATION, Ch 3

- International Equitation replaces Gold and Silver Medal Advanced Equitation.
- Procedures, scoring and individual pattern are described in chapter.

## Individual Test - Pattern



# INTERNATIONAL EQUITATION, Ch 3

Reins shall be held in one of three ways:

1. One rein in each hand enter at the bottom below little finger and extend upward.
2. The reins pass directly from the ring of bit, between little and ring fingers, with thumb being placed on top holding down reins.
3. The rider may also hold both reins in one hand. The other hand should take the reins from over or underneath the first hand so that both hands have control of the reins.
  - Bight of rein should always be hanging to right side of the horse.
  - Options number 1, 2, 3 are acceptable for riders 12 years old and under. **Riders 13 years and over must use Option 3.**

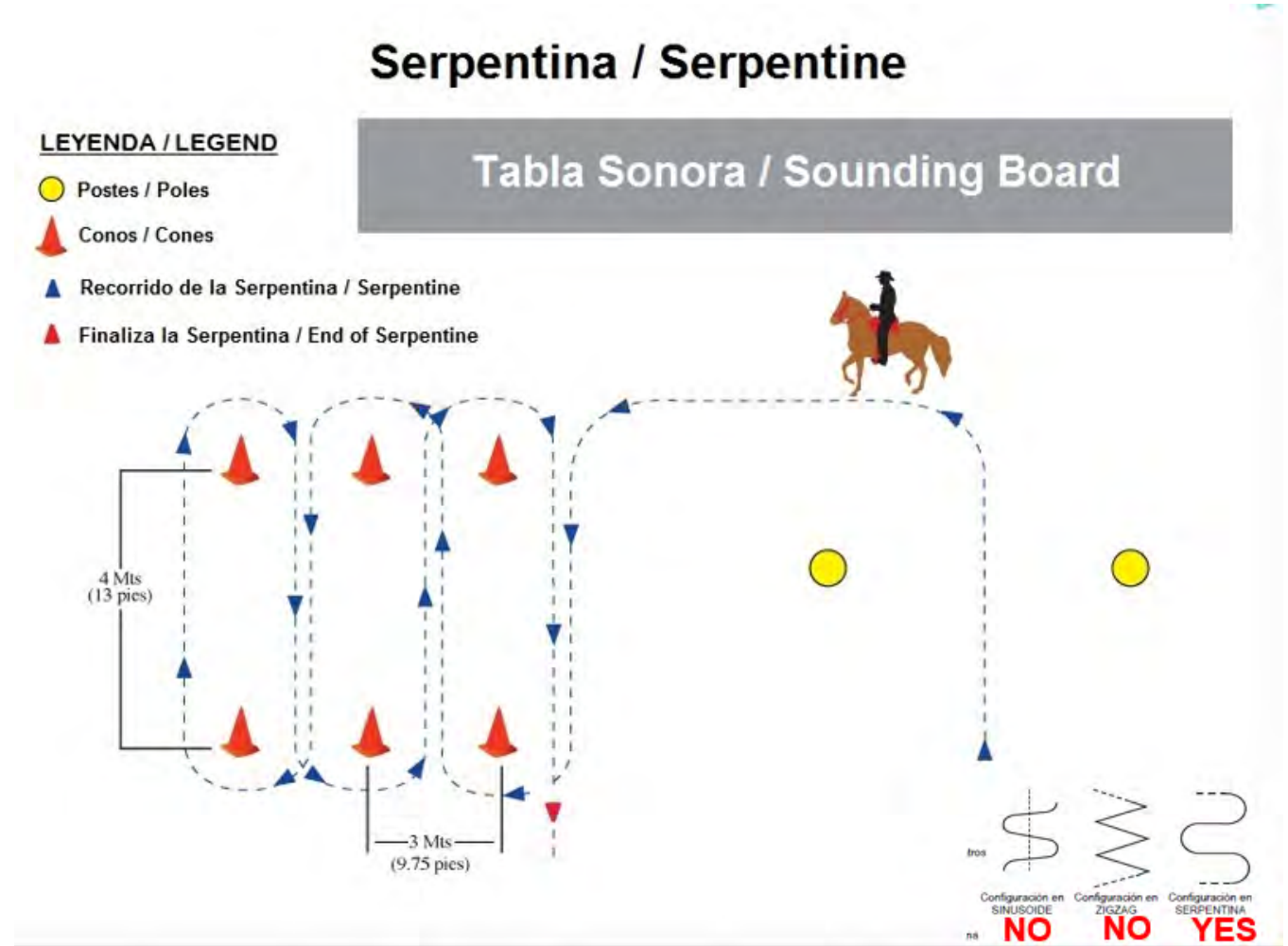
# INTERNATIONAL EQUITATION, Ch 3

- Exhibitors must maintain a Corto or Fino while being judged.
- Participants enter arena to the right, maintain their horses on the rail and circle the arena in a counterclockwise manner.
- Participants will then line up their horses and wait to go over the **sounding board** one by one in **both directions**.
- Participants will exit to the Holding/ Line up area where they will wait for their **individual tests**.

# INTERNATIONAL EQUITATION, Ch 3

Each participant will perform individually, in order, the following mandatory tests:

- Figure Eight
- Halt and Back
- Serpentine
- Sounding Board





# INTERNATIONAL EQUITATION, Ch 3

- Additional Test/ Work Offs
    - Randomly selected (from tests 1, 2, 3, 4) through a lottery system prior to competition
    - Performed independently until the judges are ready to pin the class.
1. Reverses - Four Calls for Reverse
  2. Parallel Comparison
  3. Circles (three circles in one direction, reverse and 3 circles in opposite direction).
  4. Dismount and Remount (only for participants 13 years of age and older).

# INTERNATIONAL EQUITATION, Ch 3

Scoring - found in chapter

<b>Handling/ Riding Skills</b>	
<b>Handling of the horse, control, confidence, focus, skills and ability to maintain the horse in gait throughout the class.</b>	<b>30 points</b>
<b>Effective use of aids</b>	<b>10 points</b>
<b>Individual Tests:</b>	
<b>Figure Eight (Including Entrance and Halt)</b>	<b>7 points</b>
<b>Back</b>	<b>3 points</b>
<b>Serpentine</b>	<b>5 points</b>
<b>Sounding Board</b>	<b>5 points</b>
<b>Subtotal</b>	<b>60 points</b>
<b>Posture/ Equitation</b>	
<b>Head Position</b>	<b>4 points</b>
<b>Seat</b>	<b>8 points</b>
<b>Back</b>	<b>6 points</b>
<b>Arms and Elbows</b>	<b>6 points</b>
<b>Hands</b>	<b>6 points</b>
<b>Legs</b>	<b>6 points</b>
<b>Feet</b>	<b>4 points</b>
<b>Subtotal</b>	<b>40 points</b>
<b>Grand Total</b>	<b>100 points</b>

# FINO INTERNATIONAL SHOW, Ch 3

Any show that uses "International" in their title/description/rating

- After line up inspection is complete- all horses moving forward in competition will be **required** to perform individually and additional work offs may be requested in set order
- Fino class descriptions include International Fino **mandatory** complete procedure in chapter.

# FINO INTERNATIONAL SHOW, Ch 3

- Exhibitors enter the ring to the right on the rail and circle the arena in a counterclockwise manner until instructed to reverse or halt.
- Horses must work both directions, reverse, halt and proceed in gait. The reverses must be performed towards the center of the ring.
- After completing the rail work, horses must traverse the sounding board in both directions then line up.
- During competition while being judged, exhibitors are not allowed to turn on the sounding board.

# FINO INTERNATIONAL SHOW, Ch 3

- After line up inspection is complete- all horses moving forward in competition will be required to perform **individually**
  - 3 figure eights
  - halt in the center between posts
  - back 4 to 6 steps
  - traverse the sounding board in both directions

# FINO INTERNATIONAL SHOW, Ch 3

- Additional work offs **must** be in the following order:
  - 1) Reverse of directions on the rail four times.
  - 2) Traverse the sounding board in both directions.
  - 3) A parallel comparison up and back.
  - 4) Circle 3 times in one direction, change direction to perform 3 additional circles in the opposite direction.

**Tests can't be combined and must be performed independently and in sequential order.**



# Horsemanship, Ch 3 and 6

- Points shall be accumulated based on the specific **Rider/Horse combination** for
  - Year End High Point awards
  - Nationals qualification points
- The points count for Society of Merit awards for the rider.
  - Adult Horsemanship and Equitation riders are also eligible for this.



Tack and Attire

Changes

for

Shows

# FINO, Ch 2

- All Classic Fino horses must be shod.
- The length of hooves is not to exceed 4 and 1/2 inches, including shoes.



# HEADGEAR, Ch 2

- No metal, other than necessary buckles, is allowed in, on, over or attached to cavesson, nosepiece or chinstrap
  - in any Pleasure class - **even schooling.**
  - in any Performance or Fino class **except for schooling classes.**
- No bumps, knots or balls in/on any headgear, alzador, barbada or bosal in any classes at any level.



# METAL DECORATION, Ch 2

## Bridles and Breastplates



- Flat and or engraved metal decoration is allowed in any class
- No reflective vinyl is allowed
- With Western tack, Western style breastplates, which may exceed one inch, may be used

# CURB CHAIN OR STRAP, Ch 2

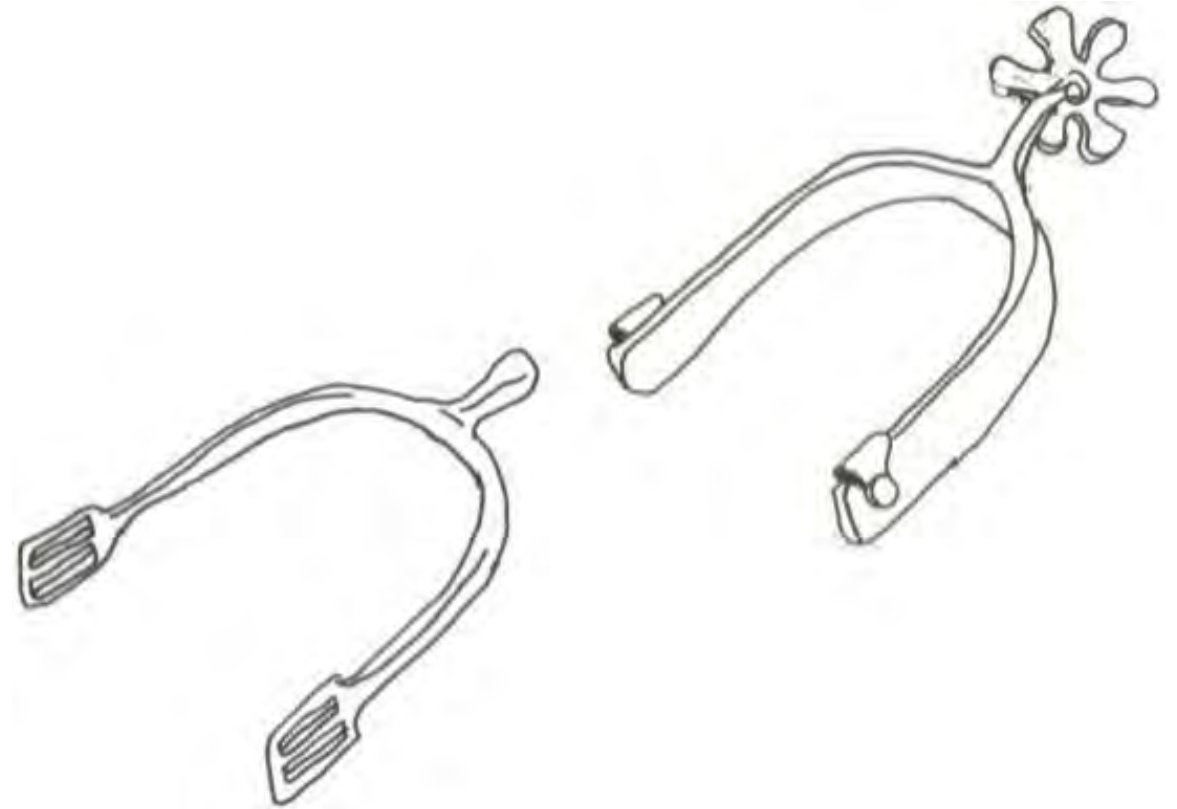
- Curb chains and leather chin straps
  - must be flat
  - at least 1/2" in width
  - lie flat against the jaws of the horse.





# SPURS, Ch 2

- The use of spurs is not allowed **except in Specialty classes.**
- When spurs are used they must be blunt.



# Judges/Stewards Attire, Ch 5



A traditional formal guayabera shirt with long sleeves may be worn by Judges and Stewards.

# OFFICIAL COSTUME, Ch 2 and Glossary

Official Costume - conservative in color and trim.

- Conservative colors are black, white, off white, darker/muted shades of gray, blue, green, red, brown and purple.
- Bright shades of any color (hot pink, lime green, fuchsia, fluorescent orange, etc.) are not conservative.
- Reflective stitching and fabric with reflective glitter threads are not conservative.

# OFFICIAL COSTUME, Ch 2 and Glossary

In Pleasure attire, no part of the Official Paso Fino Costume shall be used except for riding boots, jumpsuit or pants **but tuxedo pants are not allowed.**



# BITS, Ch 2

- Bits are required in all classes except Schooling classes or other classes as specified.
- Bits may be of any humane approved type, curb or snaffle.





# BITS, Ch 2

Regardless if it is a snaffle or a curb the mouthpiece:

- needs to be the same minimum diameter (5/16")
- needs to be smooth - probably most important
- no bumps or ridges that will press into the bars of the horse's mouth or the pressure points on the tongue
  - no twist, wire wrap, carvings, chain
- may be broken into two or three pieces
- if there is a connecting flat bar or ring, those connectors must meet the same respective measurements.

# Bits, Ch 2

Illegal - protrusions



Legal - smooth



# CURB (Shanked)



A bit where the headstall, curb chain and reins attach at different locations

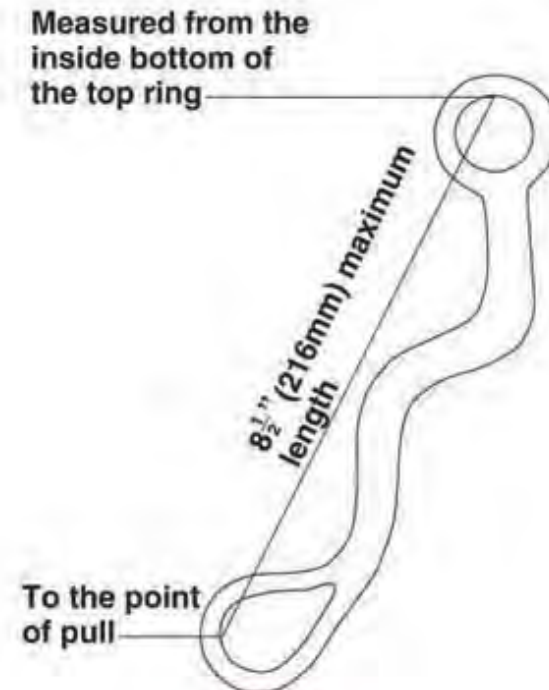
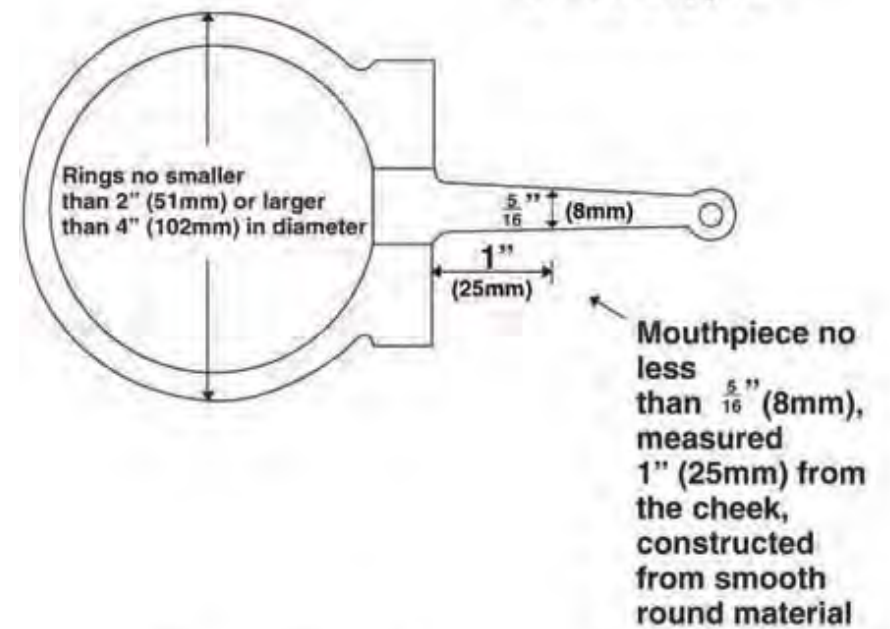
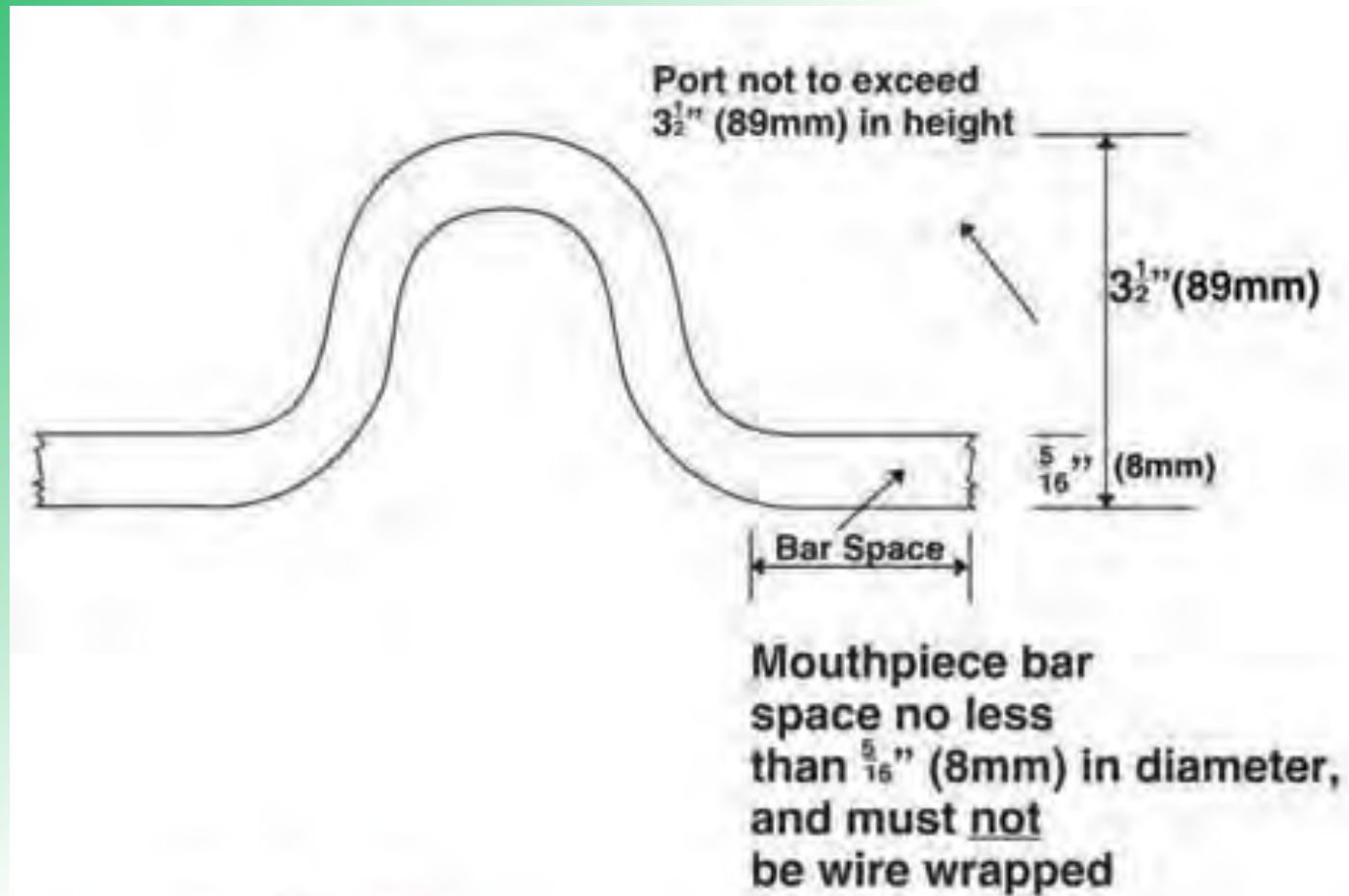
Uses leverage



# CURB (Shanked)

- Shank **maximum length 8 1/2"**.
- Curb strap or curb chain is **required** at least  $\frac{1}{2}$  in width
- Mouthpiece - metal bar **5/16" to 3/4"** in diameter as measured one inch in from the shank.
- Bars may be inlaid but must be **smooth or wrapped**.
- Port must be **no higher than 3 1/2"** maximum with roller(s) and covers acceptable.

# Bit Measurement







# CURB (Shanked)



- Rollers attached to the center of the bit are acceptable, and may extend below the bar.
- Jointed mouthpieces
  - may consist of two or three pieces and may have one or two joints.
  - A three-piece mouthpiece may include a connecting ring of 1 1/4" or less in diameter or a connecting flat bar of 3/8" to 3/4" (measured top to bottom with a maximum length of 2"), which lies flat in the mouth, or a roller or port.



# CURB (Shanked)



# CURB (Shanked)

- Nothing may protrude above or below the mouthpiece (bar) such as extensions, prongs or rivets designed to intimidate the horse.



# CURB (Shanked)

Slip or gag bits, rigid donut mouth- pieces and flat polo mouthpieces are prohibited.





# Gag Bits - Illegal



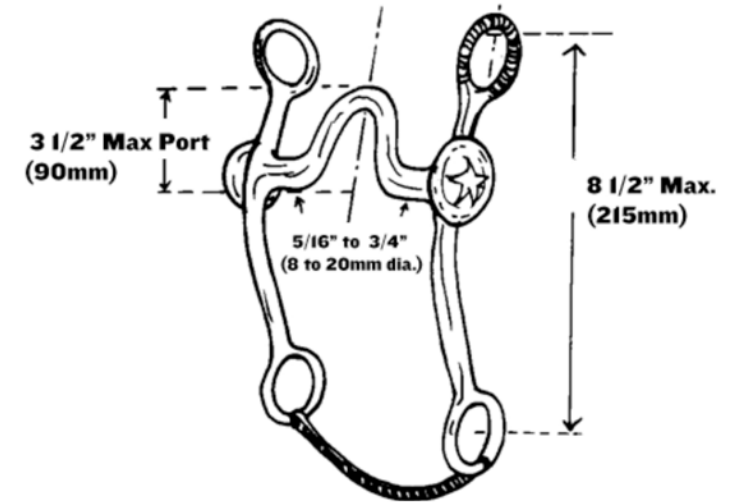


# CURB (Shanked)

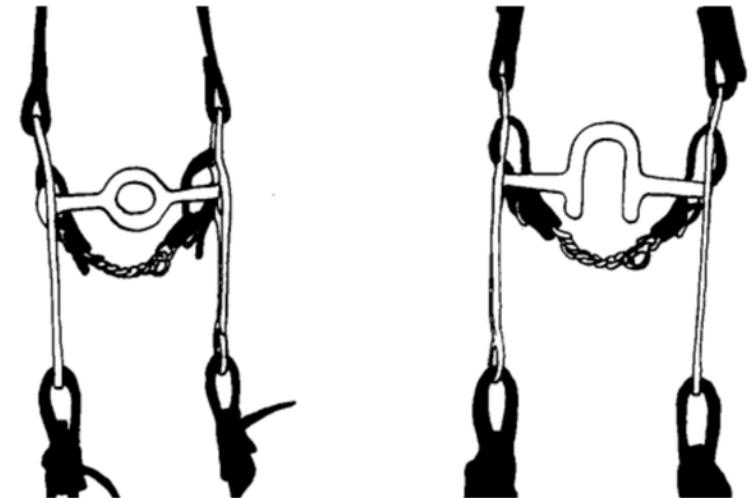
- Reins must be attached to each shank.
- Any rein design or device which increases the effective length and of the shank of a standard curb bit is prohibited.
- Anything that alters the intended use of the equipment is considered to be an artificial appliance.

## WESTERN BITS

### LEGAL BIT



### ILLEGAL BIT



# SNAFFLE BIT

A bit where the headstall, keeper and reins all attach to one ring and are free-moving

Uses direct pressure, not leverage



# SNAFFLE BIT

- Center jointed single **rounded**, **unwrapped smooth** mouthpiece of **5/16" to 3/4" diameter** metal as measured from ring to 1" in from the ring with a gradual decrease to the center of the snaffle.
- Snaffle bits do not require a curb chain. If a curb strap is used it must be attached below the reins.



# Illegal Mouthpieces





# SNAFFLE BIT



- Rings may be from 2" to 4" outside diameter of either the loose type, eggbutt, dee or center mounted without cheeks.
- The inside circumference of the ring must be free of rein, curb or headstall attachment hooks.



# Other Rule Changes of Special Interest to Judges and Stewards

- Certification for National Show Judges:
  - Each Judge shall be a **certified** PFHA Judge and hold a USEF "r", "R" or guest judge card. (Chapter 4)
- Easements for Judges:
  - Geographic Restrictions paragraphs were moved to Chapter 5. IX.I

Thank you!  
Remember to read the rulebook.....

